

2006 School/Police Orientation

INTERNET-BLOGS-CELL PHONES

Youth Violence Prevention

**Relationships + Technology
for School Administrators**

Presented October 30, 2006 by Constable Scott Mills Toronto Police Service to the annual police/school administrator orientation session for the Toronto Catholic District School Board and the Toronto District School Board at Thomas Merton/Bishop Morrocco School, Toronto, Ontario Canada - Co-presenters were Cst Ryan Russell of the Toronto Police Gun and Gang Task Force, Eric Roher and Kate Waters, Legal Counsel for the Toronto District School Board.

OBJECTIVE

- The use of technology by school administrators, parents, youth workers, probation , corrections staff and police must be utilized as a **preventive tool**
-

Presentation Disclaimer

- ❑ At the deadline for including this presentation in the 2006 School Administrator/Police Orientation Session booklet, the contents of this presentation were in the final stages of being approved by the legal department of Toronto Police Service.
 - ❑ Technology is constantly changing, and formal policy regarding using technology as a prevention tool is in its infancy in all school boards and police services.
 - ❑ The contents in the presentation are presented in good faith based on real life experiences of the presenter as a secondary school police officer and street crime gang investigator.
 - ❑ To the best knowledge of the presenter there are no formal policies in place to guide administrators on the use of technology as a prevention tool for youth violence.
 - ❑ The practices suggested have worked in the past to prevent violence.
 - ❑ The Internet and technology cannot be ignored by any of us in the protection of our children.
 - ❑ Each situation must be assessed on its individual merit, and the school police contacts that each school administrator relies upon should be consulted about all interventions.
-

Supreme Court of Canada Ruling School Safety is Paramount

- ❑ R v. M (M.R.), [1998] 3 S.C.R. 393
 - ❑ **The rights of an individual student *sometimes* have to be compromised to ensure the safety of the school**
 - ❑ Case cited in 2006 Yukon Threat Assessment document research
 - ❑ Supported by www.cctatr.com
-

RELATIONSHIPS + TECHNOLOGY

- Relationship – Principal, VP, CYW, Guidance Counselors– Teacher - Parent – fellow students

 - Technology – Internet / Cell Phones
 - Personal Pages (TDotWire, Hi5, Bebo)
 - Blogs (MySpace, Live Journal etc.)
 - Text Messaging (Cell Phones and MSN)
 - Instant Messaging (MSN)
-

PREVENT VIOLENCE

“What is the Root Cause?”

- Bullying
 - Indirect friend associations
 - Schoolyard fights
 - Intruders to the school
 - Weapons
 - Drugs
 - Intimidation
 - Stress
 - ‘Being a Teenager’
 - Gangs
 - Home Situation
-

ASCERTAIN THE TRUTH

How Do We Do It?

- Talk to involved youth+associates
 - Talk to parents
 - Collect the facts from other sources
 - CHECK Youth's Online Usage
 - Personal page or Blog Journal
 - E-Mail address
 - Instant Messaging (MSN)
 - CHECK youth's cell phone
-

Example

PREVENTING AN INCIDENT Using Technology (Cell Phone)

- Student at school A tells VP she hears rumour of a fight at lunch between student A and a group of students from school B
- VP calls student A to office
- VP calls parents of student A
- VP is told that there is a problem between student A and his friends and an unknown group from school B
- WHAT DO WE DO NOW?

What do we know?

- Time of incident – LUNCH
(need to act immediately)
 - Location of incident – area of school A
 - Idea of WHO is involved
 - Weapons alleged to be involved
-

WHAT CAN WE DO?

- Student A is in office
 - Ask student A and his parents if you can check his MSN and his cell phone to ascertain facts to prevent an incident
 - Keep in mind cell phones not permitted in most schools
 - Talk to youth about contacts on their phone and youth's involvement with those people
 - If no information forthcoming from the youth...then
 - Call last 2 incoming/outgoing recent tel#'s on phone
 - Identify yourself as VP of school and state that you have called student A to the office –
 - Stress that student A has NOT come on their own to report incident to school administration
 - State that you are investigating an alleged fight to happen at lunch originating from an anonymous source
 - Notify the administration of School B
 - NOW WHAT?
-

PHONE HUNG UP

- What have we accomplished ?
 - Phone # of someone possibly involved
 - Cell phone contact with potential participant in a violent incident
 - 'Participant' and his friends are now aware that an intervention is in progress by school or by police
 - RESULT ?
 - Students from school B decide that they will not attend at school A because VP and possibly police are aware of planned fight
-

BOUGHT TIME TO INVESTIGATE

- Taken the opportunity away
 - Created safer environment for school
 - Ascertained a stimulus for the truth to be told by student A to his parents and VP to try to solve the problem.
 - If situation deemed serious enough or is ongoing, you now have information to pass along to assist police to investigate
-

SAME SITUATION

Using E-Mail/Instant Messaging

- Have student A with the knowledge and consent of parents log into his/her e-mail account in school office.
 - **PASSWORDS ENTERED BY STUDENT ONLY**
 - Record e-mail/instant messaging address book
 - Ask student A who his regular contacts are and what school they go to?
 - Ask student A who talks about him online
 - Ask student A if any of his associates have been behaving strangely online
 - Enough information gathered now to know names and schools of potential sources of violence
 - NOTIFY SCHOOL B Administrator of your suspicions so they can take appropriate checks and possible action to make an intervention.
-

HANDS ON

HOW DO WE DO THIS?

- Most common source is MSN
 - Once student opens it up, cut and paste the entire contact list into a WORD document and print it
 - Give student the list with a pen and have them identify who each involved youth may be.
-

Saving An Internet Page

- Save the Internet page in question to your desktop or file on your computer
 - Edit, Select All
 - File, Save As
 - Bottamy files (individual files to create site)
 - Explorer files (page in its entirety)
- Parents, supervisors, police may need to view the files in the future
-

Screen Names

















Instant Messaging

- ❑ Threats are often made by students indirectly on MSN by posting a derogatory screen name aimed at a victim

 - ❑ Example "SNITCHES GET STITCHES"
-

Adult 'Screen Names' on MSN

Friends (1/13)

-  Rob Nickel - Nickel Concepts (Away) -
-   Sgt. Wolf (Offline)
-   TAMSTER  (Offline)
-  BUBBLES (Offline)
-  Christina (Offline)
-  Christine (Offline)
-  d.marie (Offline)
-  David (Offline)
-  lgroen1@hotmail.com (Offline)
-  mariacshaw@hotmail.com (Offline)
-  Michele (Offline)
-  shannonlyon@hotmail.com (Offline)
-  tammy.lemire@sympatico.ca (Offline)

Youth 'Screen Names' on MSN



Students (2/9)

- * 🧑 Dj Angel 😊 (Mobile)
- * 🧑 WATCHIN A MOVIE WIT THE HUBBY---❤️=💎=Matthew'z Wifey=💎=❤️ 1 6 day§ (Mobile)
- * 🧑 - '@·\$12°°x0x·#·\$1 тпкерazz·#·\$12x0x°°·@·# // (Offline)
- 🧑 🚗 mj 🚗 (Offline)
- 🧑 [ℓ]ℓ[ω]u[и] изрядд is ma pеиis 11.28.05❤️so {society❤️ {buzy doin science project dont bother me onlii if important} (Offline)
- 🧑 jennT (Offline)
- 🧑 Notice..My hatchet blade is sharp as a razor. and split the spine of any who mess with my juggalette saphire... (Offline)

PHASE II

- ❑ Encourage parents to review entire IM/E-Mail contact list with youth
 - ❑ Any contact not known by the youth or the youth is not willing to identify should be deleted or monitored closely by parents and school staff.
 - ❑ Conduct search engine checks for youth involvement with his 'screen name' on chat rooms and other online forums.
 - ❑ Ensure the student does not have material posted on the Internet (blog, personal page or 'screen name on instant messaging board) that puts them at risk.
-

What are we looking for ?

- Inappropriate personal photos
- Personal information
 - School name, home address, tel#, friends

Gang Activity

Talks of School Shootings

Bomb Making

Suicide pacts

Terrorism issues

BE PREPARED TO ACT

- Call parents
 - Call social workers
 - Call mentors
 - Call probation officers
 - Call school officers

 - Explain the risk to the youth themselves and have THE YOUTH remove the at risk material from the Internet.
-

MEDIA RISK Examples

Jane Creba's ID

- www.livejournal.com/schools
 - Students have blogs on this site referenced to school names
 - Parents want victim's name kept private
 - Media makes inquiries online and ascertains the victim's name and school
 - Checks blogs of students of school
 - Information then published internationally by media outlets forcing police to release name
 - **INFORMATION THOUGHT BY POSTING YOUTH TO BE PRIVATE COMMUNICATION**
 - Education of youths involved in serious incidents NOT to blog about the incident is crucial.
-

MEDIA and LAWYERS

Jonathan Murder Mistrial

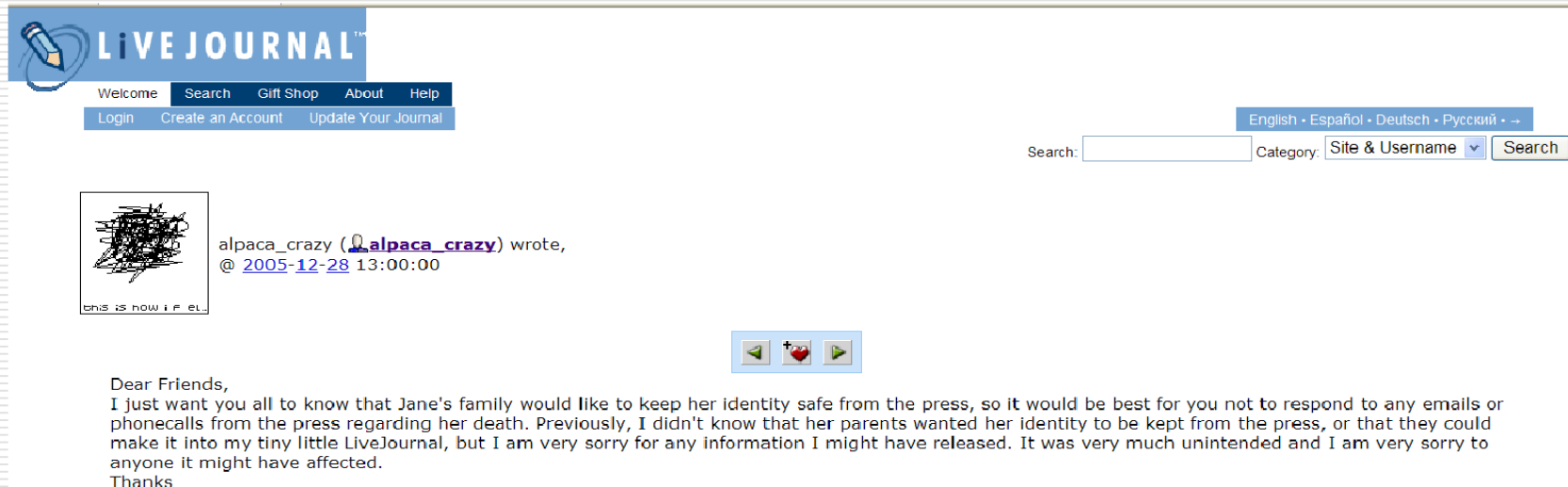
Internet Personal Page

- ❑ 14 year old stabbed 70 times in Toronto
 - ❑ Brother and two other youths charged with first degree murder
 - ❑ DVD news clip from The National
 - ❑ Internet Blog of star witness followed by media during trial – previously unknown to police, crown + defense
 - ❑ Blog contained conflicting statements from witness testimony
 - ❑ Leading defense lawyer John Rosen quote “This will change the way that defense looks at preparing their cases”
 - ❑ Star witness 16 yr old former girlfriend of one accused
 - ❑ Secretly taped conversation that Crown alleges proves pre-meditation for the murder
 - ❑ \$1 Million dollar trial for 3 months ends in MISTRIAL after jury is charged and deliberating when media article published in National Post newspaper
-

BLOGS

Media Leaks

- ❑ Toronto Boxing Day Shooting
- ❑ ID of 15 year old female victim leaked to media from a friend's BLOG




The screenshot shows a LiveJournal page. At the top left is the LiveJournal logo. Below it are navigation links: Welcome, Search, Gift Shop, About, Help, Login, Create an Account, and Update Your Journal. On the right, there are language options (English, Español, Deutsch, Русский) and a search bar with a dropdown menu set to 'Site & Username'.

The main content area features a post by user 'alpaca_crazy' (profile picture of a alpaca) written on '2005-12-28' at '13:00:00'. The post includes a small image of a scribble and the text: 'this is how i f...'. Below the image is a small icon of a heart with a plus sign. The text of the post reads: 'Dear Friends, I just want you all to know that Jane's family would like to keep her identity safe from the press, so it would be best for you not to respond to any emails or phonecalls from the press regarding her death. Previously, I didn't know that her parents wanted her identity to be kept from the press, or that they could make it into my tiny little LiveJournal, but I am very sorry for any information I might have released. It was very much unintended and I am very sorry to anyone it might have affected. Thanks'.

BLOGS

Negative Effect of Media on Youth

- ❑ Youth source of leak angry at media
- ❑ She feels violated by the media
- ❑ This can happen at the time of the incidents **AND** during **high profile**



[alpacacrazy](#)

2005-12-29 04:55 am UTC ([link](#))

this is how i feel.



Jane Creba
2005 Toronto
Homicide Victim #78

yeah, it's been on like, fucking every news station in canada. they had a close up on my icon and everything. honestly, I just want them to fuck off. what is the point of them finding every tiny bit of information about her? the point is that an innocent bystander was killed in an act of stupid gun violence in this wreck of a city, and something needs to be done, that's all they need to know. they just need to give us our space to grieve for her, the beautiful person she was.

BLOGS

Band Aid Solution “Friends Only”

- Jane Creba leak site quickly made ‘Friends Only’ by the originator of the site



Advice From Trusted School Guidance Counselor

- get past "the screen" and realize there are people manipulating that screen. It is not something you can simply procrastinate about (**it is no longer information that has taken several hours or days to transmit...it is instantaneous**)...info on that screen can lead to potential serious effects on all students & staff (not just the few involved) i.e: **lockdown** may be required depending on what you find...
-

Online Child Sex Exploitation Awareness

The Toronto Police Service has made the safety of vulnerable groups a service priority for 2006-2008. The goal is to increase enforcement activities and education initiatives to encourage the reporting of child abuse, child pornography and the sexual exploitation of children

Child Sex Exploitation Awareness

- ❑ Encourage youth to refrain from posting their personal photos on the Internet
 - ❑ Encourage youth never to pose in a state of erotica in front of a webcam
 - ❑ Reinforce with youth that any information posted on the Internet is not private
 - ❑ Encourage youth to refrain from posting their names, addresses, schools and any other personal identifiers on the Internet
 - ❑ Encourage youth to report to their parents, school staff and police any suspicious messages they may receive online
-

CONCLUSION

Prevent Violence Using Relationships and Technology

- Students will share this information with us if we ask the right questions.
 - Educate ourselves on the Internet
 - Use the Internet and Cell Phones as a PREVENTION TOOL to take the opportunity away for a violent incident involving your students at your school
-

Presenter Contact Information

- Constable Scott Mills**
- Toronto Police Service**
- Toronto Crime Stoppers School Officer**
- Legal Graffiti Art Coordinator**
- Technology Director Ontario Gang Investigators Association
- Operations Director NOtoGANGS.org
www.ongia.org / www.notogangs.org
www.stoptheviolence.ca / www.222tips.com

E-Mail: scott.mills@torontopolice.on.ca

E-Mail: webmaster@notogangs.org

Office: 416-808-7250

Pager: 416-374-3031
